

JUNE 2020

MARKET REPORT

SPOKANE WASHINGTON

©2020 Coldwell Banker Real Estate LLC. All Rights Reserved. Coldwell Banker Real Estate LLC fully supports the principles of the Fair Housing Act and the Equal Opportunity Act. Each Office Is Independently Owned And Operated. Coldwell Banker and the Coldwell Banker Logo are registered service marks owned by Coldwell Banker Real Estate LLC. Information deemed reliable but not guaranteed and should be independently verified.



COLDWELL BANKER
TOMLINSON

SPOKANE WASHINGTON MARKET SNAPSHOT

SPOKANE COUNTY

JUNE 2020

 **\$311K**
AVERAGE SALES PRICE

14 
DAYS ON MARKET

 **728**
CURRENT LISTING
INVENTORY

713 
CLOSED SALES

June 2020, as compared to June 2019. Information pulled on 7/1/2020

©2020 Coldwell Banker Real Estate LLC. All Rights Reserved. Coldwell Banker Real Estate LLC fully supports the principles of the Fair Housing Act and the Equal Opportunity Act. Each Office Is Independently Owned And Operated. Coldwell Banker and the Coldwell Banker Logo are registered service marks owned by Coldwell Banker Real Estate LLC. Information deemed reliable but not guaranteed and should be independently verified.

The information in this report is compiled from a report given by the Spokane Association of REALTORS® and to the best of our knowledge is accurate and current.

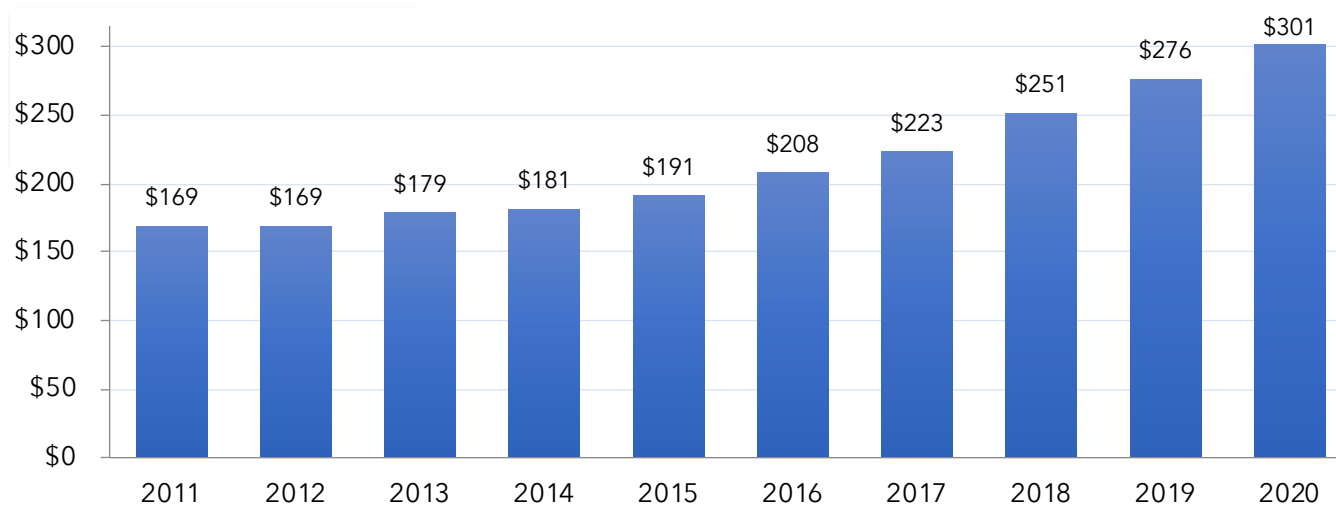


ANNUAL AVERAGE SALES PRICE

JUNE 2020 YTD

SPOKANE, WA

*Year-to-date average. Total shown in \$Tbousands.
Information pulled on 7/1/2020*



JUNE 2020

© Coldwell Banker Real Estate LLC. All Rights Reserved. Coldwell Banker Real Estate LLC fully supports the principles of the Fair Housing Act and the Equal Opportunity Act. Each Office Is Independently Owned And Operated. Coldwell Banker and the Coldwell Banker Logo are registered service marks owned by Coldwell Banker Real Estate LLC. Information deemed reliable but not guaranteed and should be independently verified.

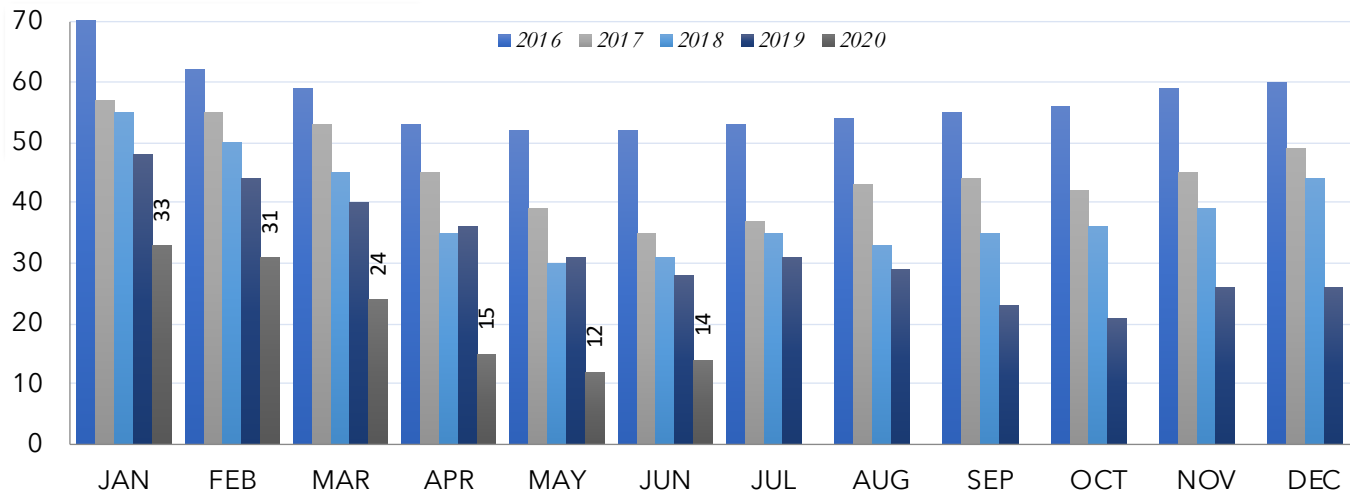
The information in this report is compiled from a report given by the Spokane Association of REALTORS® and to the best of our knowledge is accurate and current.

AVERAGE DAYS ON MARKET

JUNE 2020

SPOKANE, WA

Information pulled on 7/1/2020



JUNE 2020

© Coldwell Banker Real Estate LLC. All Rights Reserved. Coldwell Banker Real Estate LLC fully supports the principles of the Fair Housing Act and the Equal Opportunity Act. Each Office Is Independently Owned And Operated. Coldwell Banker and the Coldwell Banker Logo are registered service marks owned by Coldwell Banker Real Estate LLC. Information deemed reliable but not guaranteed and should be independently verified.

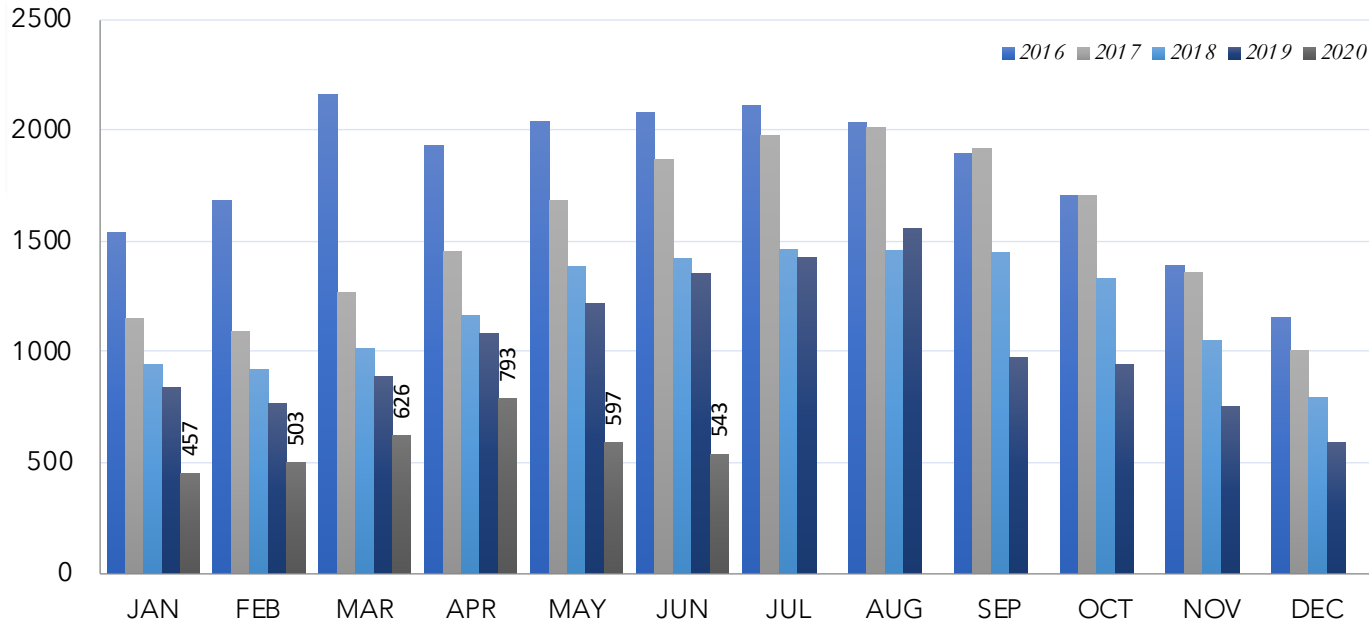
The information in this report is compiled from a report given by the Spokane Association of REALTORS® and to the best of our knowledge is accurate and current.

ACTIVE RESIDENTIAL LISTINGS

JUNE 2020 YTD

SPOKANE, WA

January 2020 reflects new system of contingent properties now reported as pending instead of active. Information pulled on 7/1/2020



JUNE 2020

© Coldwell Banker Real Estate LLC. All Rights Reserved. Coldwell Banker Real Estate LLC fully supports the principles of the Fair Housing Act and the Equal Opportunity Act. Each Office Is Independently Owned And Operated. Coldwell Banker and the Coldwell Banker Logo are registered service marks owned by Coldwell Banker Real Estate LLC. Information deemed reliable but not guaranteed and should be independently verified.

The information in this report is compiled from a report given by the Spokane Association of REALTORS® and to the best of our knowledge is accurate and current.



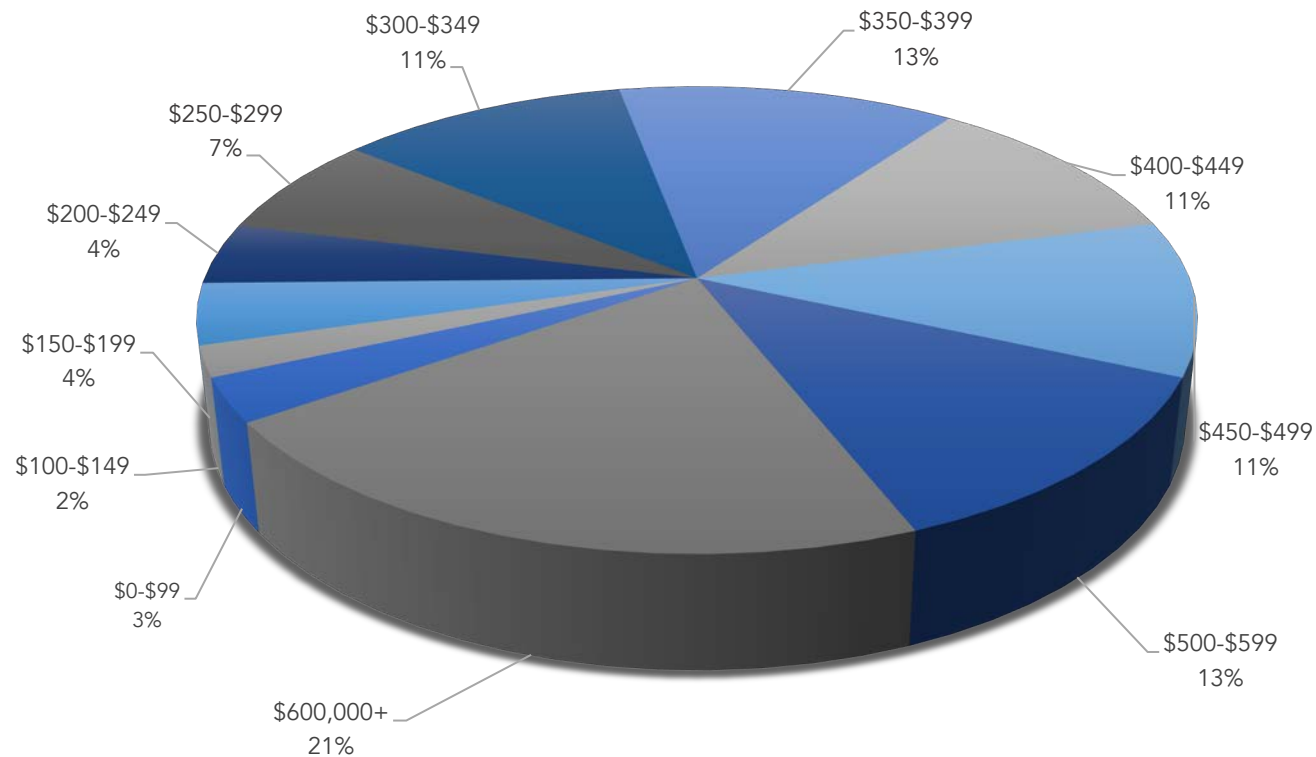
ACTIVE LISTINGS BY PRICE RANGE

JUNE 2020

SPOKANE, WA

Information pulled on 7/1/2020

PRICE RANGE	#
\$0-\$99,999	23
\$100,000-\$149,999	16
\$150,000-\$199,999	32
\$200,000-\$249,999	32
\$250,000-\$299,999	53
\$300,000-\$349,999	84
\$350,000-\$399,999	98
\$400,000-\$449,999	83
\$450,000-\$499,999	81
\$500,000-\$599,999	93
\$600,000+	161
TOTAL	756

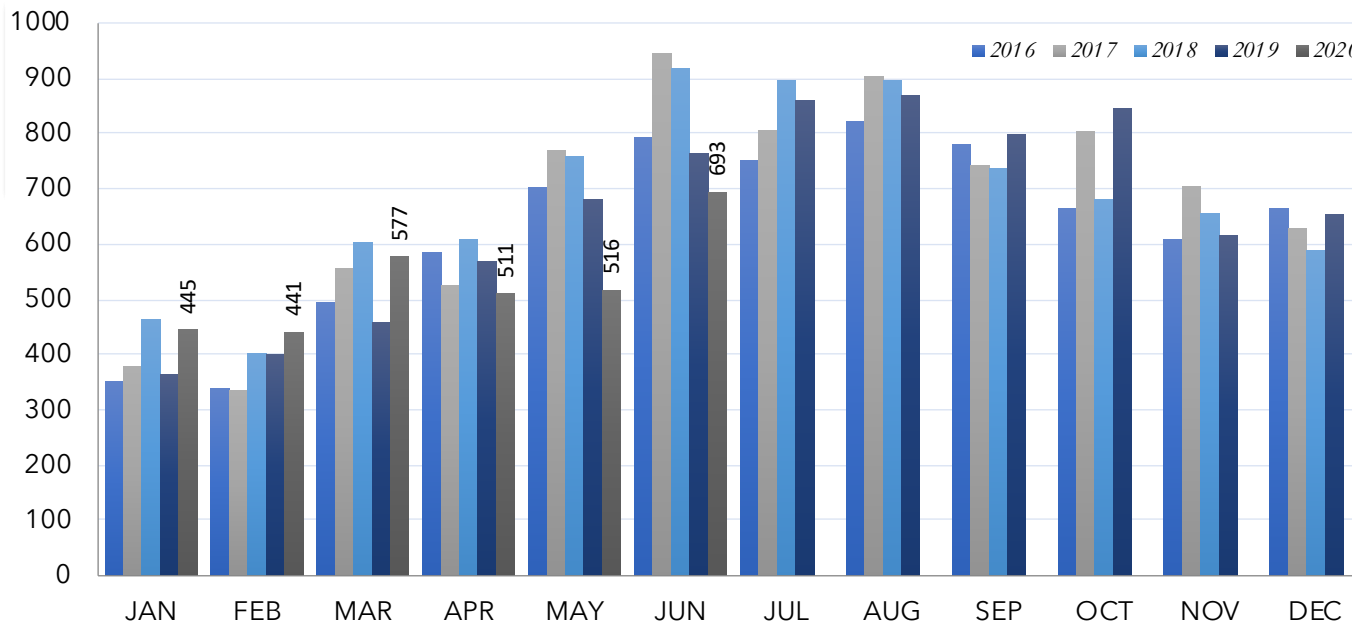


RESIDENTIAL CLOSED SALES

AS OF JUNE 2020

SPOKANE, WA

Total units closed per month. Information pulled on 7/1/2020



JUNE 2020

© Coldwell Banker Real Estate LLC. All Rights Reserved. Coldwell Banker Real Estate LLC fully supports the principles of the Fair Housing Act and the Equal Opportunity Act. Each Office Is Independently Owned And Operated. Coldwell Banker and the Coldwell Banker Logo are registered service marks owned by Coldwell Banker Real Estate LLC. Information deemed reliable but not guaranteed and should be independently verified.

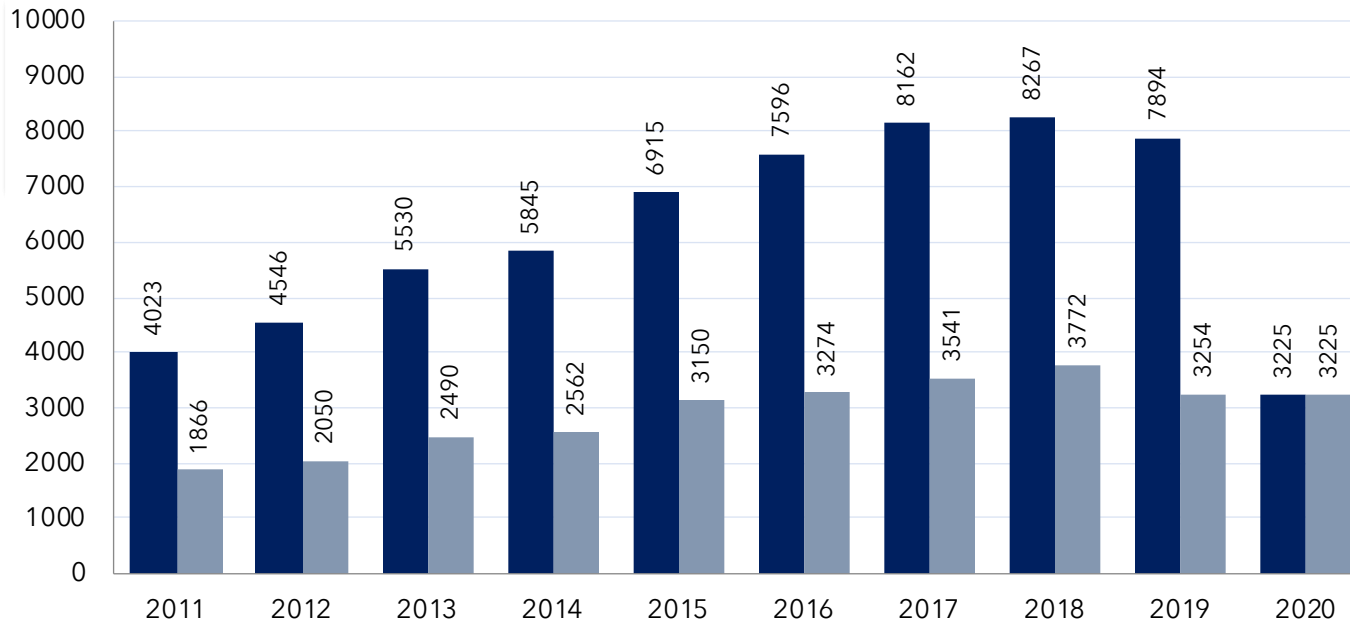
The information in this report is compiled from a report given by the Spokane Association of REALTORS® and to the best of our knowledge is accurate and current.

ANNUAL RESIDENTIAL SALES

JUNE 2020 YTD

SPOKANE, WA

Blue represents closed sales for entire year; Grey represents closed sales thru current report month for each year. Information pulled on 7/1/2020



JUNE 2020

© Coldwell Banker Real Estate LLC. All Rights Reserved. Coldwell Banker Real Estate LLC fully supports the principles of the Fair Housing Act and the Equal Opportunity Act. Each Office Is Independently Owned And Operated. Coldwell Banker and the Coldwell Banker Logo are registered service marks owned by Coldwell Banker Real Estate LLC. Information deemed reliable but not guaranteed and should be independently verified.

The information in this report is compiled from a report given by the Spokane Association of REALTORS® and to the best of our knowledge is accurate and current.

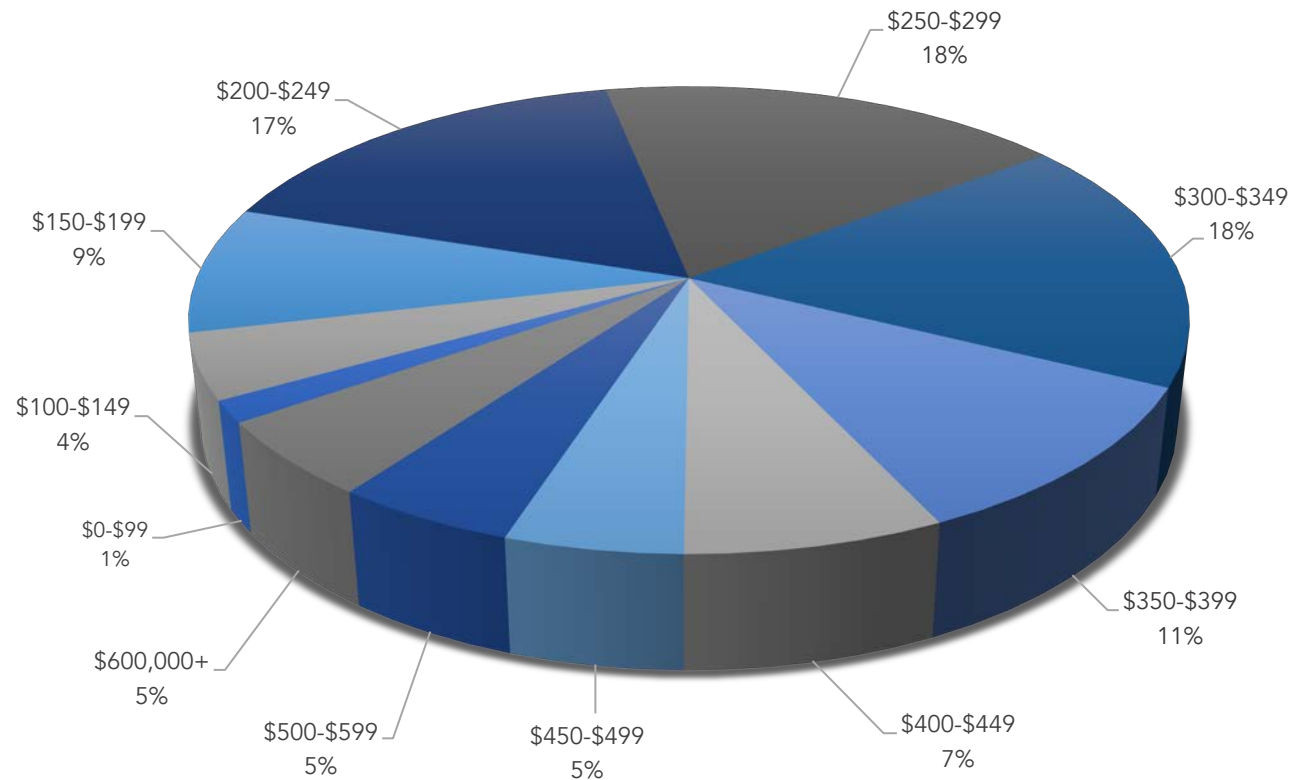
SOLD LISTINGS BY PRICE RANGE

JUNE 2020

SPOKANE, WA

Information pulled on 7/1/2020

PRICE RANGE	#
\$0-\$99,999	12
\$100,000-\$149,999	36
\$150,000-\$199,999	70
\$200,000-\$249,999	134
\$250,000-\$299,999	143
\$300,000-\$349,999	141
\$350,000-\$399,999	85
\$400,000-\$449,999	57
\$450,000-\$499,999	39
\$500,000-\$599,999	40
\$600,000+	42
TOTAL	799

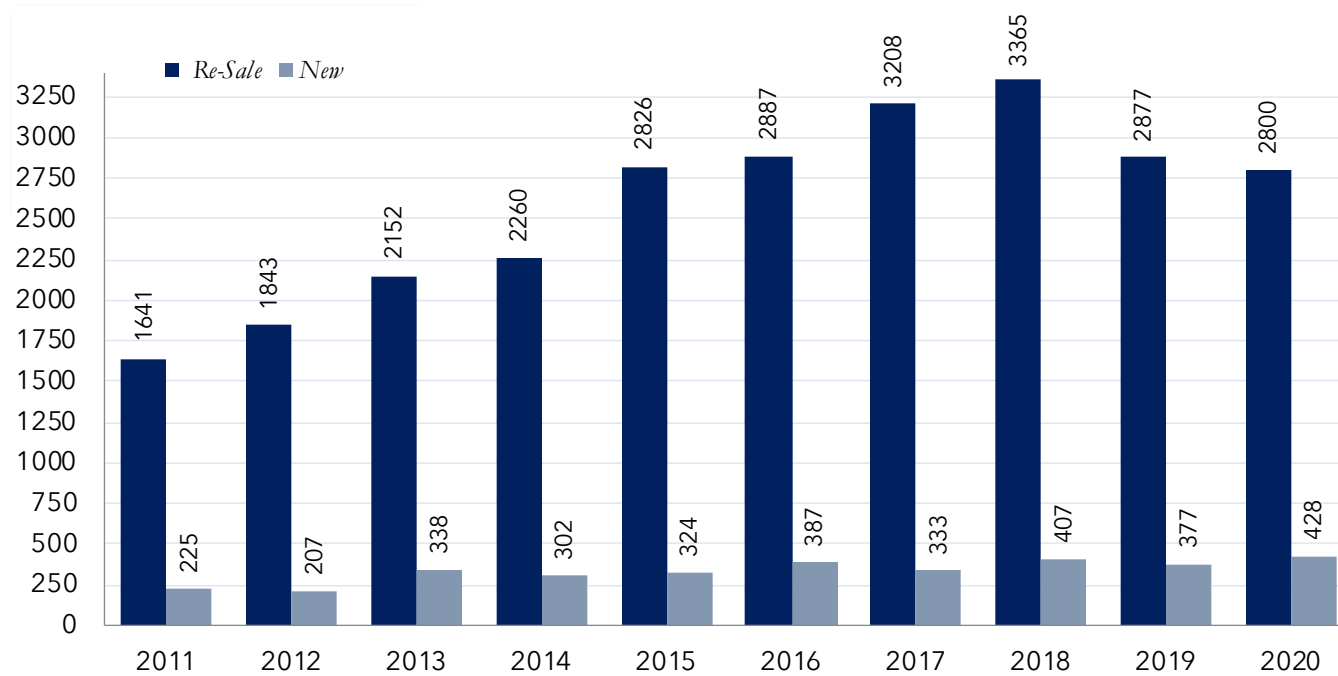


RESIDENTIAL CLOSED SALES RE-SALE VS NEW CONSTRUCTION

JUNE 2020 YTD

SPOKANE, WA

Total units closed, annually and year-to-date. Information pulled on 7/1/2020



JUNE 2020

© Coldwell Banker Real Estate LLC. All Rights Reserved. Coldwell Banker Real Estate LLC fully supports the principles of the Fair Housing Act and the Equal Opportunity Act. Each Office Is Independently Owned And Operated. Coldwell Banker and the Coldwell Banker Logo are registered service marks owned by Coldwell Banker Real Estate LLC. Information deemed reliable but not guaranteed and should be independently verified.

The information in this report is compiled from a report given by the Spokane Association of REALTORS® and to the best of our knowledge is accurate and current.

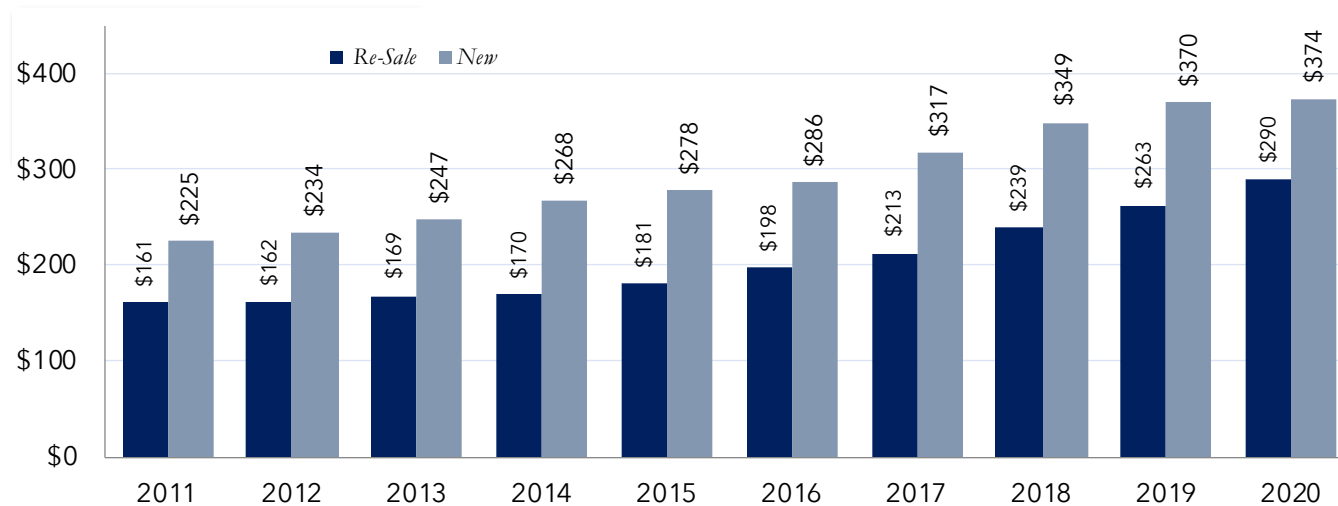
ANNUAL AVERAGE SALES PRICE

RE-SALE VS NEW CONSTRUCTION

JUNE 2020 YTD

SPOKANE, WA

Total shown in \$Thousands. Information pulled on 7/1/2020



JUNE 2020

© Coldwell Banker Real Estate LLC. All Rights Reserved. Coldwell Banker Real Estate LLC fully supports the principles of the Fair Housing Act and the Equal Opportunity Act. Each Office Is Independently Owned And Operated. Coldwell Banker and the Coldwell Banker Logo are registered service marks owned by Coldwell Banker Real Estate LLC. Information deemed reliable but not guaranteed and should be independently verified.

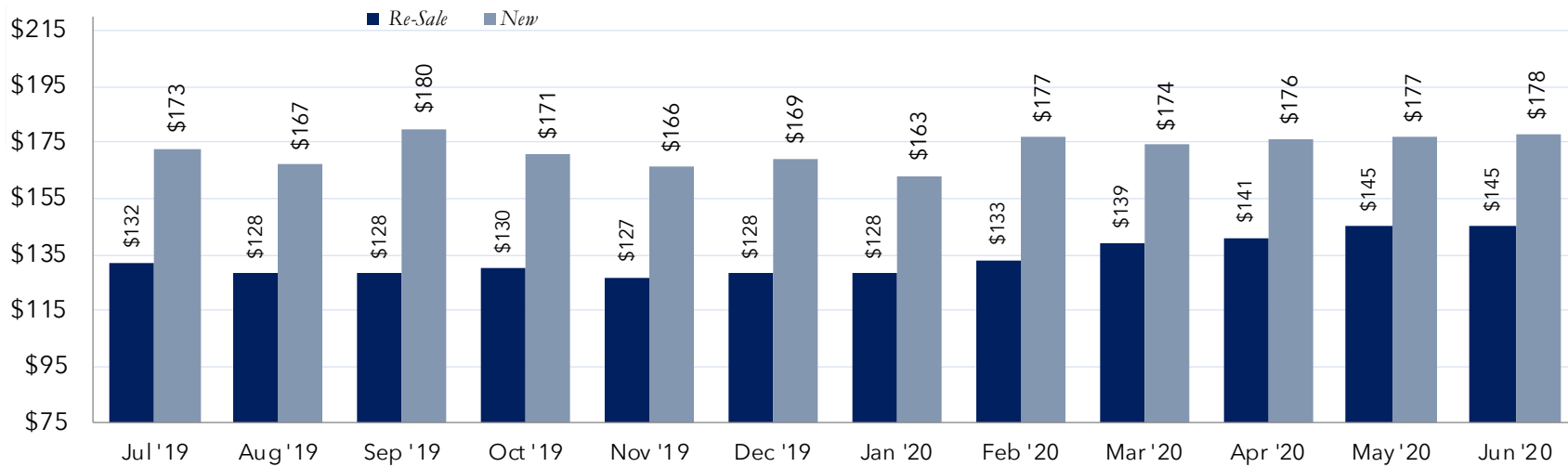
The information in this report is compiled from a report given by the Spokane Association of REALTORS® and to the best of our knowledge is accurate and current.

AVERAGE PRICE PER SQUARE FOOT

RE-SALE VS NEW CONSTRUCTION

SPOKANE, WA

Information pulled on 7/6/2020



JUNE 2020

© Coldwell Banker Real Estate LLC. All Rights Reserved. Coldwell Banker Real Estate LLC fully supports the principles of the Fair Housing Act and the Equal Opportunity Act. Each Office Is Independently Owned And Operated. Coldwell Banker and the Coldwell Banker Logo are registered service marks owned by Coldwell Banker Real Estate LLC. Information deemed reliable but not guaranteed and should be independently verified.

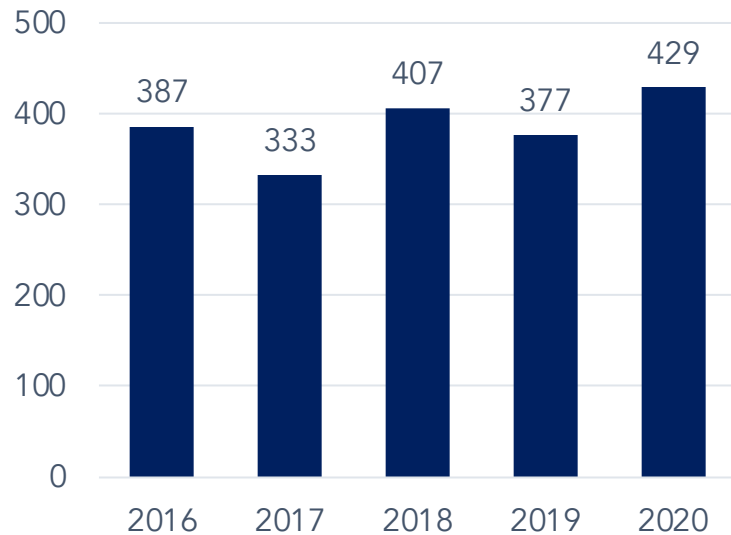
The information in this report is compiled from a report given by the Spokane Association of REALTORS® and to the best of our knowledge is accurate and current.

ANNUAL NEW CONSTRUCTION SALES

JUNE 2020 YTD

SPOKANE, WA

Total units closed. Information pulled on 7/1/2020

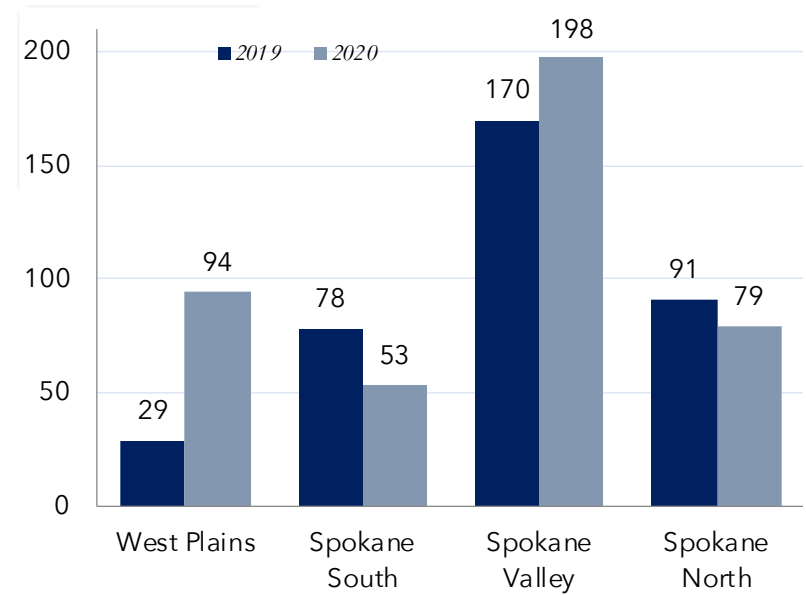


COMPARISON NEW CONSTRUCTION SALES

2019 VS 2020 YTD

SPOKANE, WA

Total units closed. Information pulled on 7/1/2020



JUNE 2020

© Coldwell Banker Real Estate LLC. All Rights Reserved. Coldwell Banker Real Estate LLC fully supports the principles of the Fair Housing Act and the Equal Opportunity Act. Each Office Is Independently Owned And Operated. Coldwell Banker and the Coldwell Banker Logo are registered service marks owned by Coldwell Banker Real Estate LLC. Information deemed reliable but not guaranteed and should be independently verified.

The information in this report is compiled from a report given by the Spokane Association of REALTORS® and to the best of our knowledge is accurate and current.

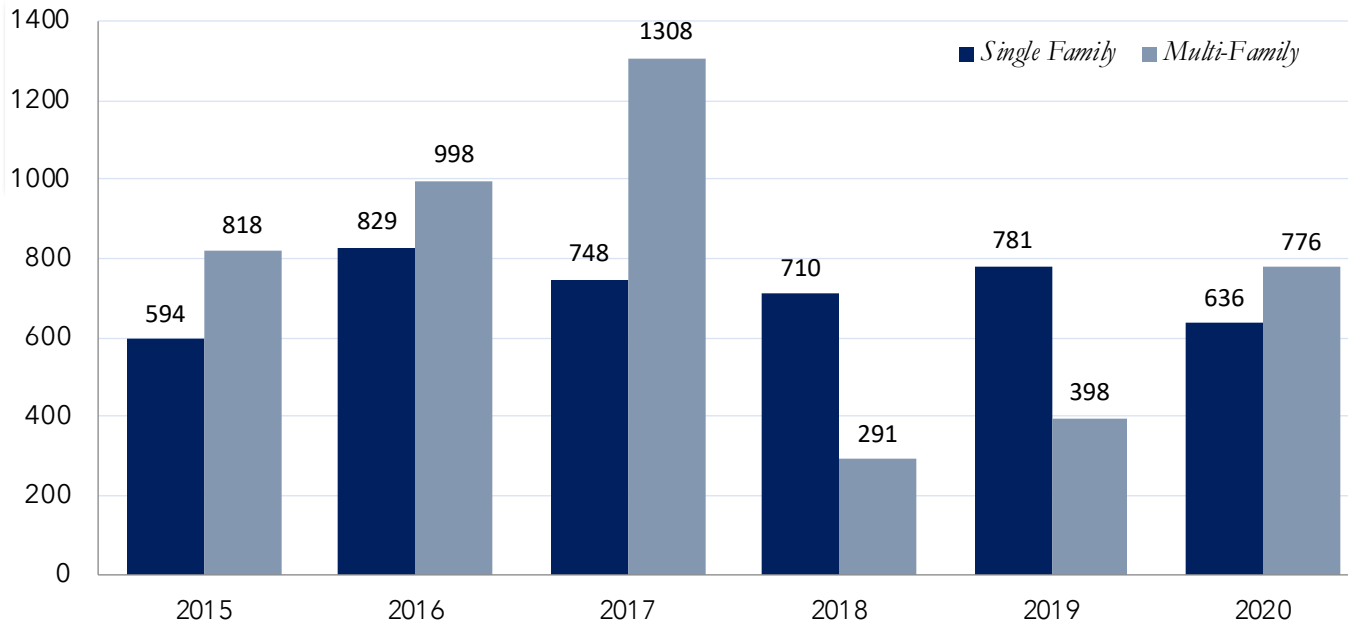
BUILDING PERMITS

SINGLE FAMILY VS MULTI-FAMILY

JUNE 2020 YTD

SPOKANE, WA

Total permits pulled YTD. Information pulled on 7/1/2020



JUNE 2020

© Coldwell Banker Real Estate LLC. All Rights Reserved. Coldwell Banker Real Estate LLC fully supports the principles of the Fair Housing Act and the Equal Opportunity Act. Each Office Is Independently Owned And Operated. Coldwell Banker and the Coldwell Banker Logo are registered service marks owned by Coldwell Banker Real Estate LLC. Information deemed reliable but not guaranteed and should be independently verified.

The information in this report is compiled from a report given by the Spokane Association of REALTORS® and to the best of our knowledge is accurate and current.

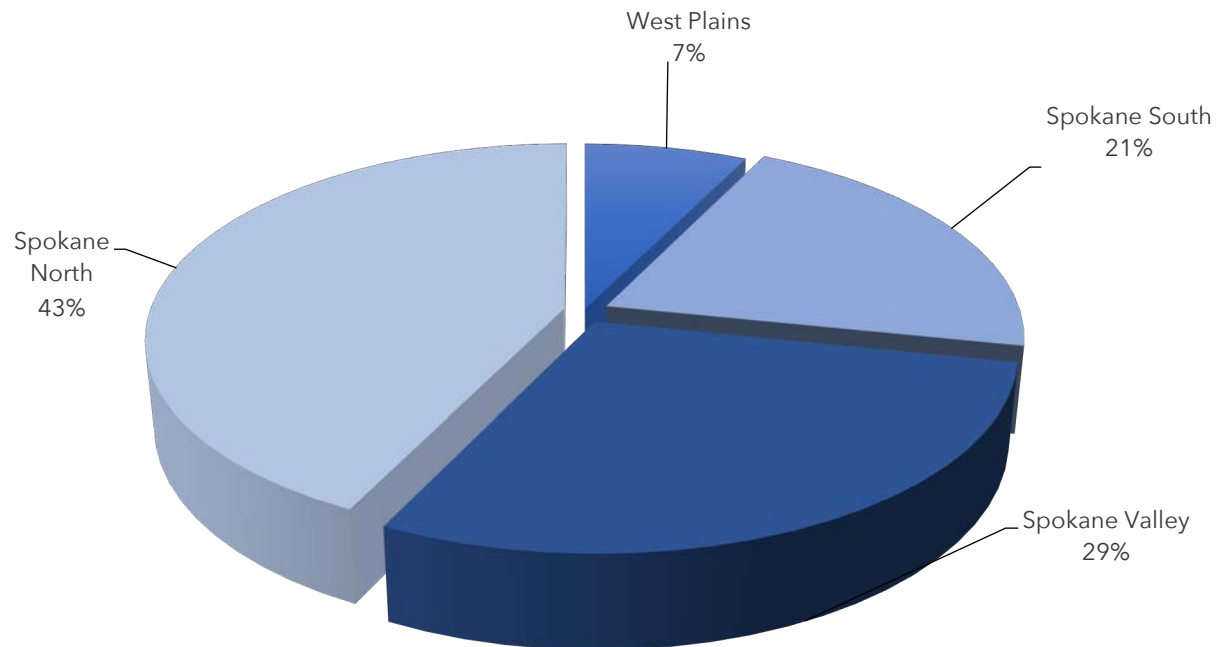
TWELVE MONTH SALES BY AREA

JULY 2019 THROUGH JUNE 2020

TOTAL 7,715

SPOKANE, WA

Information pulled on 7/1/2020



JUNE 2020

SUPPLY AND DEMAND

2ND QUARTER 2020

SPOKANE, WA

*Number of listings on market on day of report includes Contingent.
Report includes all Residential, Site Built, Condo, and MH1 w/
Land in Spokane County.
Information pulled on 7/9/2020*

Price Range	Residential Sold in Period	Residential Active Listings 7/9/20	Residential Listed in Period	Months of Inventory	DOM for Closed Sales
0 - \$79,999	13	4	16	1.8	27
\$80,000 - 99,999	21	7	24	2	34
\$100,000- 119,999	37	0	48	0	21
\$120,000- 139,999	66	4	73	0.36	19
\$140,000- 159,999	93	7	91	2.2	23
\$160,000- 179,999	163	15	187	0.54	15
\$180,000 - 199,999	201	22	249	0.65	13
\$200,000 - 219,999	224	10	256	0.26	15
\$220,000 - 239,999	253	19	323	0.45	12
\$240,000 - 259,999	280	22	339	0.47	12
\$260,000 - 279,999	296	12	353	0.24	17
\$280,000 - 299,999	240	29	339	0.72	14
\$300,000 - 319,999	225	20	264	0.53	20
\$320,000 - 339,999	243	39	336	0.96	27
\$340,000 - 359,999	167	32	247	1.1	28
\$360,000 - 379,999	147	34	212	1.4	23
\$380,000 - 399,000	122	34	219	1.67	31
\$400,000 - 419,999	91	33	131	2.2	18
\$420,000 - 439,999	89	40	150	2.7	31
\$440,000 - 459,999	61	32	116	3.1	22
\$460,000 - 479,999	41	22	78	3.2	33
\$480,000 - 499,999	39	28	94	4.3	24
\$500,000 - 519,999	33	12	62	2.2	32
\$520,000 - 539,999	22	14	57	3.8	33
\$540,000 - 559,999	32	20	66	3.7	27
\$560,000 - 579,999	21	5	33	1.4	27
\$580,000 - 599,999	18	15	38	5	32
\$600,000 - 619,999	12	3	14	1.5	71
\$620,000 - 639,999	7	7	19	6.3	36
\$640,000 - 659,999	16	6	21	2.3	49
\$660,000 - 679,999	10	4	20	2.4	10
\$680,000 - 699,999	4	7	16	10.6	183
\$700,000 - 749,999	12	8	30	4	63
\$750,000 - 799,999	3	8	18	16	33
\$800,000 - 849,999	4	1	7	1.5	21
\$850,000 - 899,999	4	4	14	6.1	93
\$900,000 - 949,999	2	3	6	9.1	32
\$950,000 - 999,999	1	4	8	25	9
\$1000000 +	4	14	24	21.2	50
Totals	3333	588	4593	1.1	20

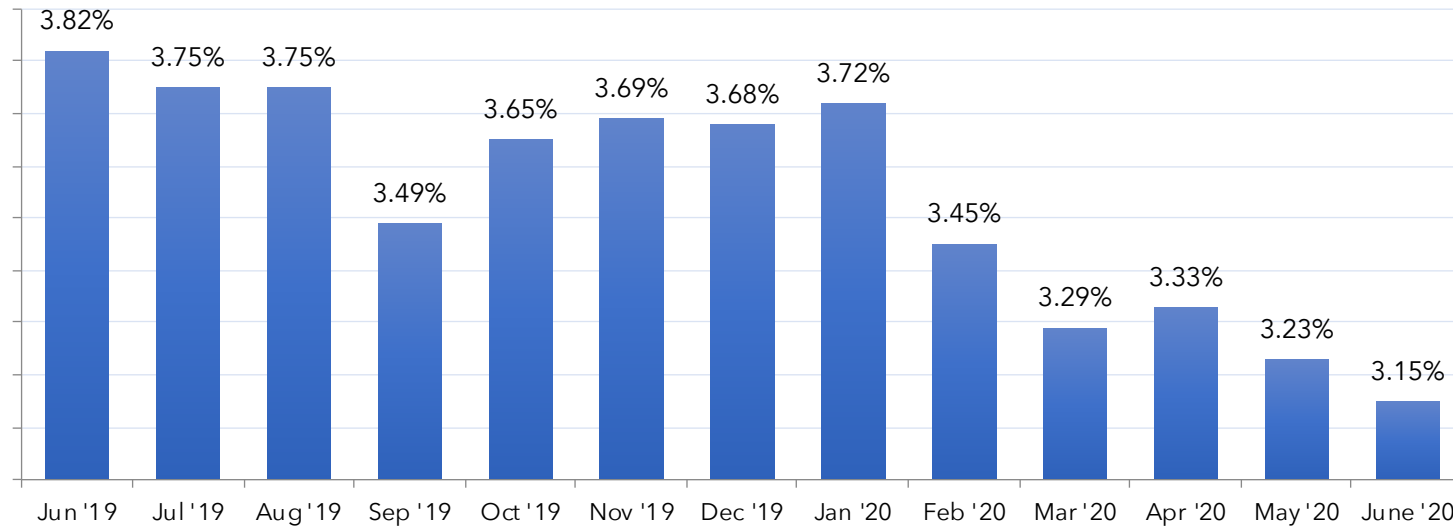
The information in this report is compiled from a report given by the Spokane Association of REALTORS® and to the best of our knowledge is accurate and current.

MONTHLY MORTGAGE RATES

30-YEAR FIXED MORTGAGE

SPOKANE, WA

Information pulled on 7/1/2020



Your Local Spokane Mortgage Specialists



TONY JONES
Sales Manager/Sr. Mortgage Specialist
NMLS - 487470
509.220.0259

tony.jones@directorsmortgage.net



JON BAUGHMAN
Sr. Mortgage Specialist
NMLS - 779888
707.738.3232

jon.baughman@directorsmortgage.net

DIRECTORS.
Mortgage

directorsmortgage.com

Information deemed reliable but subject to change without notice. Qualified borrowers only, subject to credit approval. This is not a commitment to lend. Call for details. NMLS-3240.
Arizona Mortgage License BK-0942517. ©2020 Directors Mortgage



© Coldwell Banker Real Estate LLC. All Rights Reserved. Coldwell Banker Real Estate LLC fully supports the principles of the Fair Housing Act and the Equal Opportunity Act. Each Office Is Independently Owned And Operated. Coldwell Banker and the Coldwell Banker Logo are registered service marks owned by Coldwell Banker Real Estate LLC. Information deemed reliable but not guaranteed and should be independently verified.

The information in this report is compiled from a report given by the Spokane Association of REALTORS® and to the best of our knowledge is accurate and current.



**COLDWELL
BANKER**
TOMLINSON

MARKET REPORT

JUNE 2020

CBSPOKANE.COM



The information in this report is compiled from a report given by the Spokane Association of REALTORS® and to the best of our knowledge is accurate and current.

©2020 Coldwell Banker Real Estate LLC. All Rights Reserved. Coldwell Banker Real Estate LLC fully supports the principles of the Fair Housing Act and the Equal Opportunity Act. Each Office Is Independently Owned And Operated. Coldwell Banker and the Coldwell Banker Logo are registered service marks owned by Coldwell Banker Real Estate LLC. Information deemed reliable but not guaranteed and should be independently verified.